


SPECIALTY Custom Designed In-Plant Machines

IN-PLANT Double Track J-Channel



FEATURES

- 10 - 12 forming stations
- 1" chrome shafts
- CNC machined industrial nitrocarburized rolls
- Programmable controller
- Pneumatic flying shear

SPECIFICATIONS


MATERIAL Aluminum - .016-.019

SPEED 50fpm approx.

POWER 1.5HP

SIZE 16'L x 42-44"H x 20"W approx.

IN-PLANT Soffit



FEATURES

- 10 - 12 forming stations
- 1 1/2" chrome shafts
- CNC machined industrial nitrocarburized rolls
- Programmable controller
- Pneumatic flying shear
- Perforating station

SPECIFICATIONS


MATERIAL Aluminum - .016-.019

SPEED 30-60fpm approx.

POWER 3HP

SIZE 18'L x 42-44"H x 20"W approx.

IN-PLANT Fascia Machine



FEATURES

- 12 stations
- 1 1/2" chrome shafts
- CNC machined industrial nitrocarburized rolls
- Programmable controller
- Pneumatic flying shear
- With or without embossers


SPECIFICATIONS

MATERIAL Steel - 28-29 gauge
Aluminum - .024-.032

SPEED 50fpm approx.

POWER 1.5HP

SIZE 15'L x 42"H x 18-24"W approx.



Eastside Machine Company also accepts custom profile requests. We take pride in being able to provide our customers with machines tailored to their individual needs and specifications.

Visit www.eastsidemachine.com for more information and to submit a request or call **1-800-234-7834**.

GET MORE INFO



info@eastsidemachine.com
 TOLL-FREE (800) 234-7834
www.eastsidemachine.com

(701) 237-5952 | FAX (701) 232-6666
 474 45th St S, Fargo, ND 58103
 PO Box 2426, Fargo, ND 58108-2426